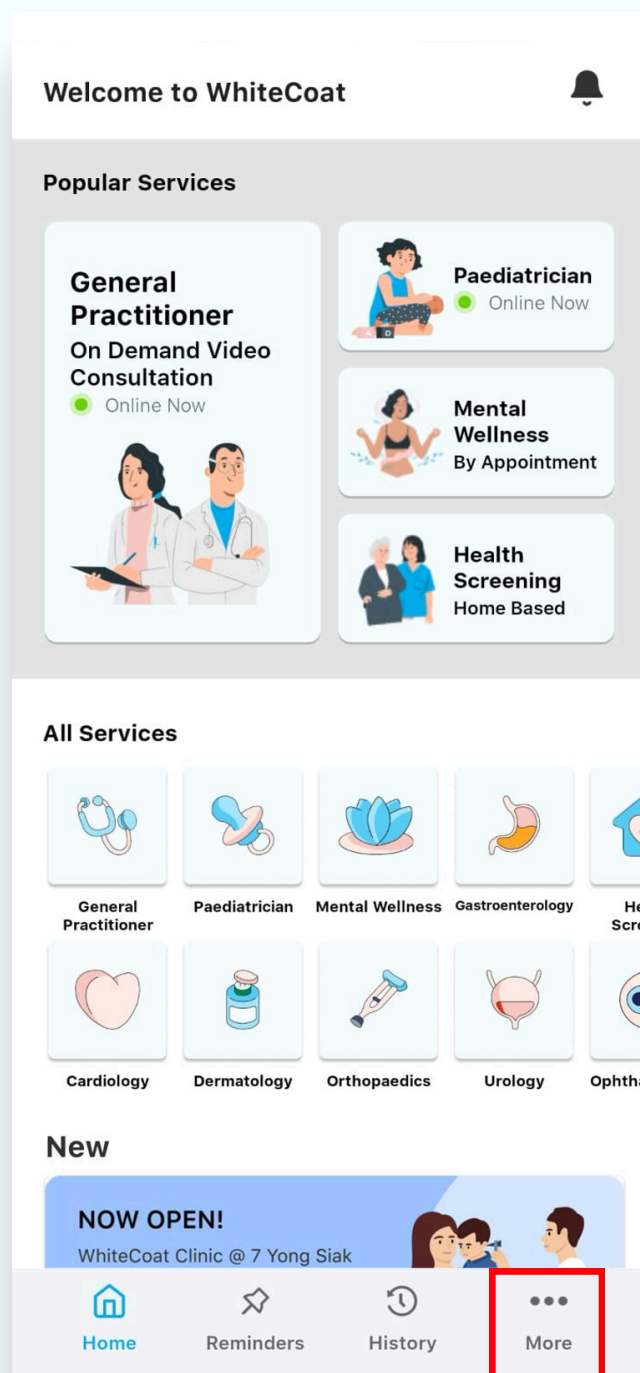
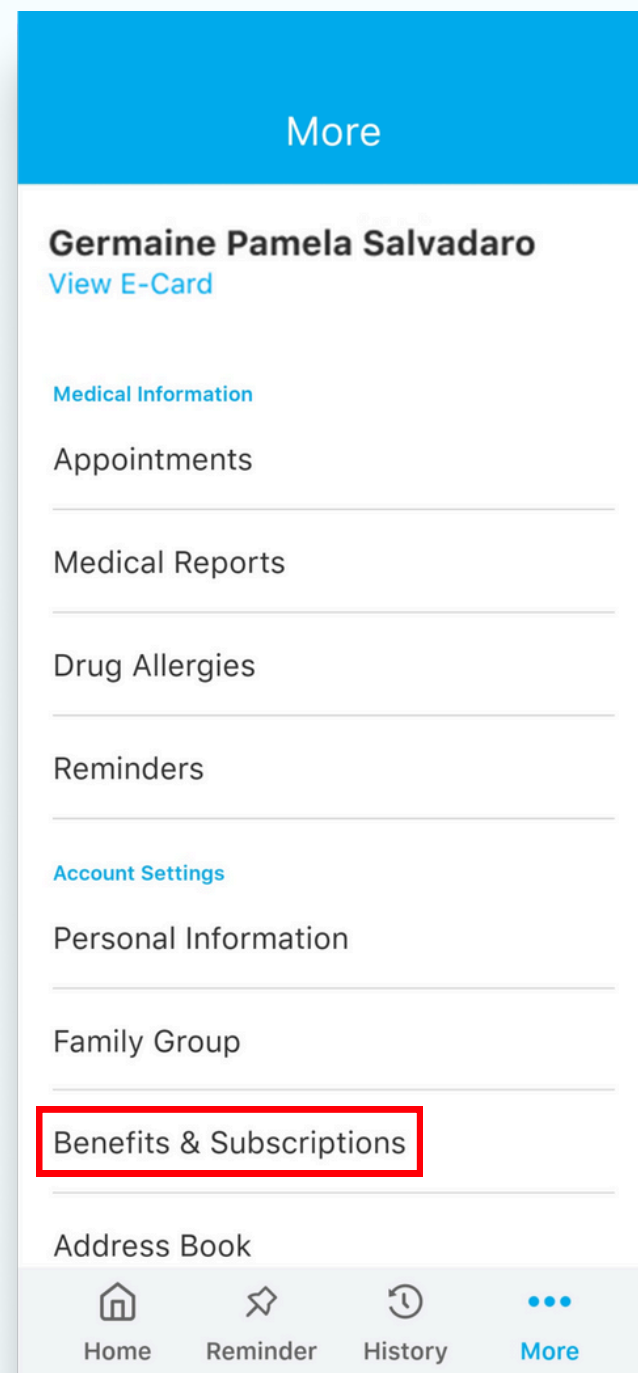



Activating your AIA Corporate Benefit



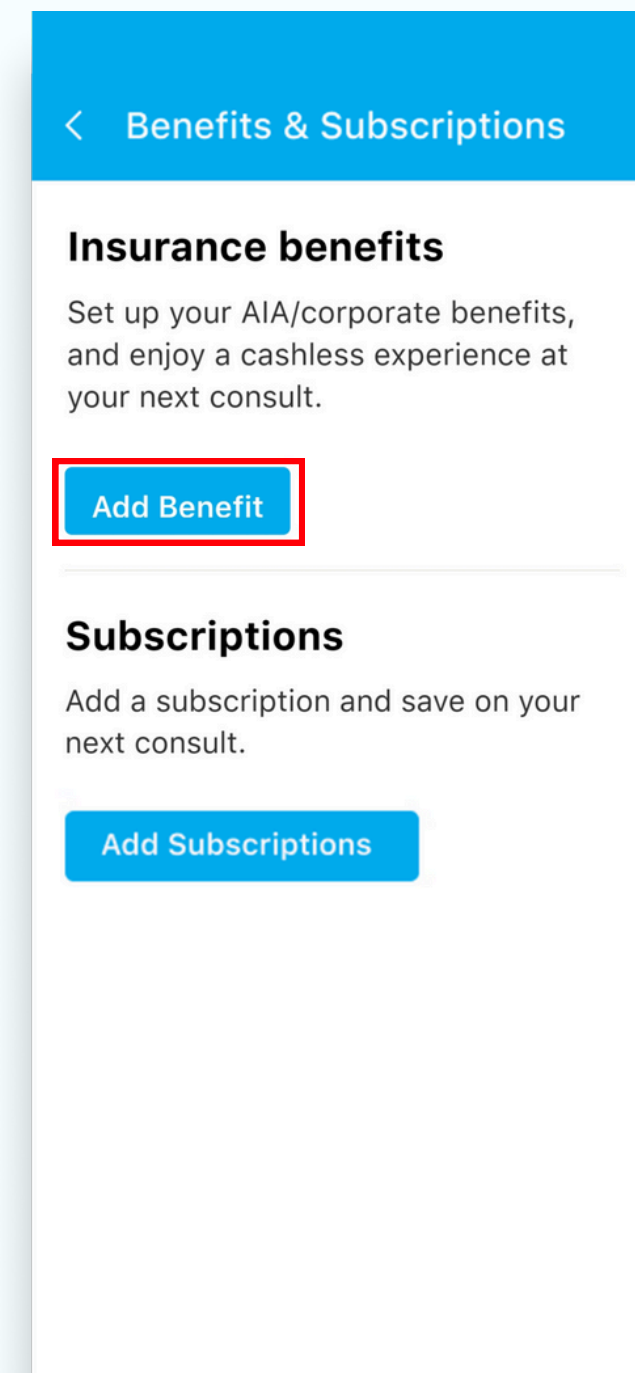
STEP 1
Tap to open the app, and select **'More'**.



STEP 2
Tap on **'Benefits & Subscriptions'**.



STEP 3
Tap on **'Myself'**.



STEP 4
Tap on **'Add Benefit'**.



Activating your AIA Corporate Benefit



Insurance Benefit ✕

Select a benefit type

Set up your AIA / Corporate Benefits to enjoy a seamless experience at your next consultation.

☒ **AIA Corporate Insurance**

☐ Corporate Scheme

☐ AIA SG Personal Insurance

Next

STEP 5
Tap on 'AIA Corporate Insurance'.

< AIA Corporate Insurance ✕

NRIC / FIN / Passport / Membership ID
(as per the plan):

S1234567D

To find out if you are entitled to telemedicine services under your employer's and / or dependant's corporate insurance plan.

I consent to WhiteCoat collecting, using, processing and disclosing my personal data for the purposes of verifying my entitlement to telemedicine services under applicable corporate insurance plans.


Confirm

STEP 6
Enter your details as per your AIA Corporate Insurance policy and tap 'Confirm'.

< AIA Corporate Insurance ✕

NRIC / FIN / Passport / Membership ID
(as per the plan):

S1234567D



Congratulations!

We have successfully added AIA Corporate telemedicine benefits for the following services: General Practitioner.


OK

Confirm


STEP 7
Tap on 'General Practitioner'.

< Get Started ✕

General Practitioner

 **Who needs to see a doctor?***

Myself

 **Please select your insurance / corporate benefit**

You will see the relevant benefits based on who is seeing the doctor

General Practitioner (Cashless)

WHITECOAT HOLDINGS PTE. LTD.

Visit Balance: Unlimited

Continue

STEP 8
Select your 'AIA Corporate Insurance' benefit when teleconsulting a WhiteCoat GP to utilise your corporate benefits*.

**Retail rates will apply if you select to consult under your 'Myself' default profile*

